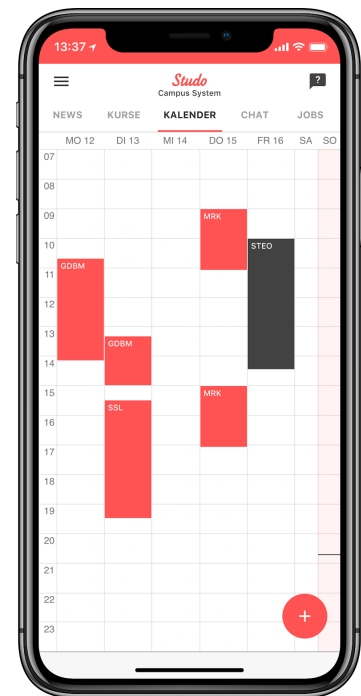


STUDO APP

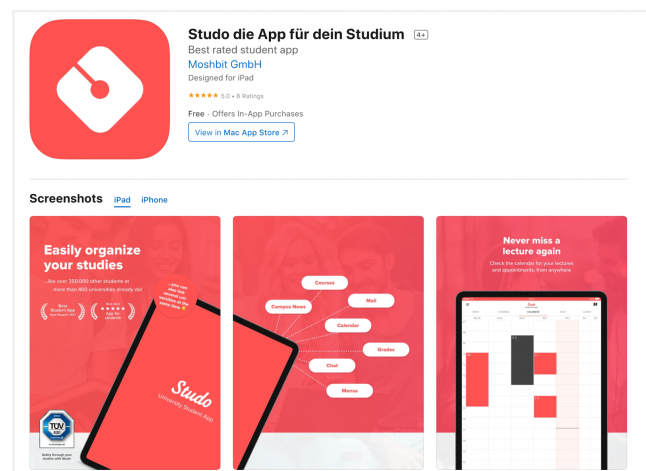
Step by step to the STUDO App

Organize your studies with Studo! Studo combines all your studies in one app. Thanks to the calendar, timetable, e-mails, chat and more, you'll always be informed about everything you need for your studies. More than 450,000 students in Austria, Slovenia and Germany already use Studo to organize their studies – and the [International Office of University of Cologne](#) provides you with the PRO version of Studo!



How to use the Studo App:

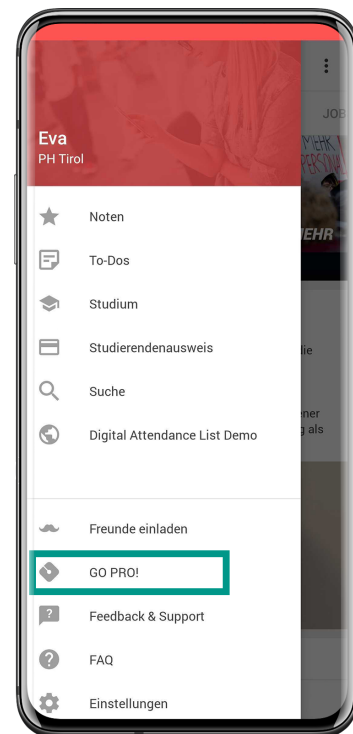
1. **Download:** The Studo app is available in the Apple App Store and the Google Play Store. You can access the app directly [via this link](#) or by searching for "Studo" in the store.




2. **Studo Account:** When opening the Studo app, the start screen will say "I am new to Studo". Select this field, accept the terms of use and create a Studo account with your phone number. For a secure entry into the app, you will then receive a confirmation code via SMS to activate your account.
3. **Choose your university:** Next you choose a country, state and university (University of Cologne).
4. **Login:** With your credentials for KLIPS 2.0 (<https://klips2.uni-koeln.de/co/>) you login to the Studo App.
5. **Let's go:** You're now logged in and can use Studo to organize your studies!


Voucher code for the PRO version:


Thanks to the cooperation between the International Office of University of Cologne and Studo, you will receive the PRO version of the Studo app with all its functions free of charge. Redeem the code **INTERNATIONALOFFICE24** in the side menu of the Studo App at "GO PRO!".





Features of the Studo App:

 **Newsfeed:** In the newsfeed you find information from your university and your university representatives as well as exciting news about your everyday study life.


 **Mail:** With the mail client you can read, write and send university emails directly in the app. We also notify you about important emails with push notifications.

 **Courses:** In the category “Courses” you will find all courses grouped by semester. There is also a menu with details and dates for each course.

 **Grades:** Thanks to the grade and ECTS statistics, you can see at a glance the progress you have made in your studies.

 **Calendar:** The calendar shows all your courses and exams for which you are registered. The calendar is filled automatically – you will never miss an appointment again!

 **Chat:** Talk with your university colleagues about the city, the university or courses!

 **To-Dos:** You can now create your own To-Do list directly in the Studo app for tasks regarding university, everyday life, sport, etc. Because we all know that: Happiness is crossing a task on a to-do list 😊

The Studo App also includes a **wiki** about your courses, **lunch** menus and all important links to your university services.

The International Office of the University of Cologne and the Studo team wish you lots of fun with the Studo app and a great time at the University of Cologne! ❤️